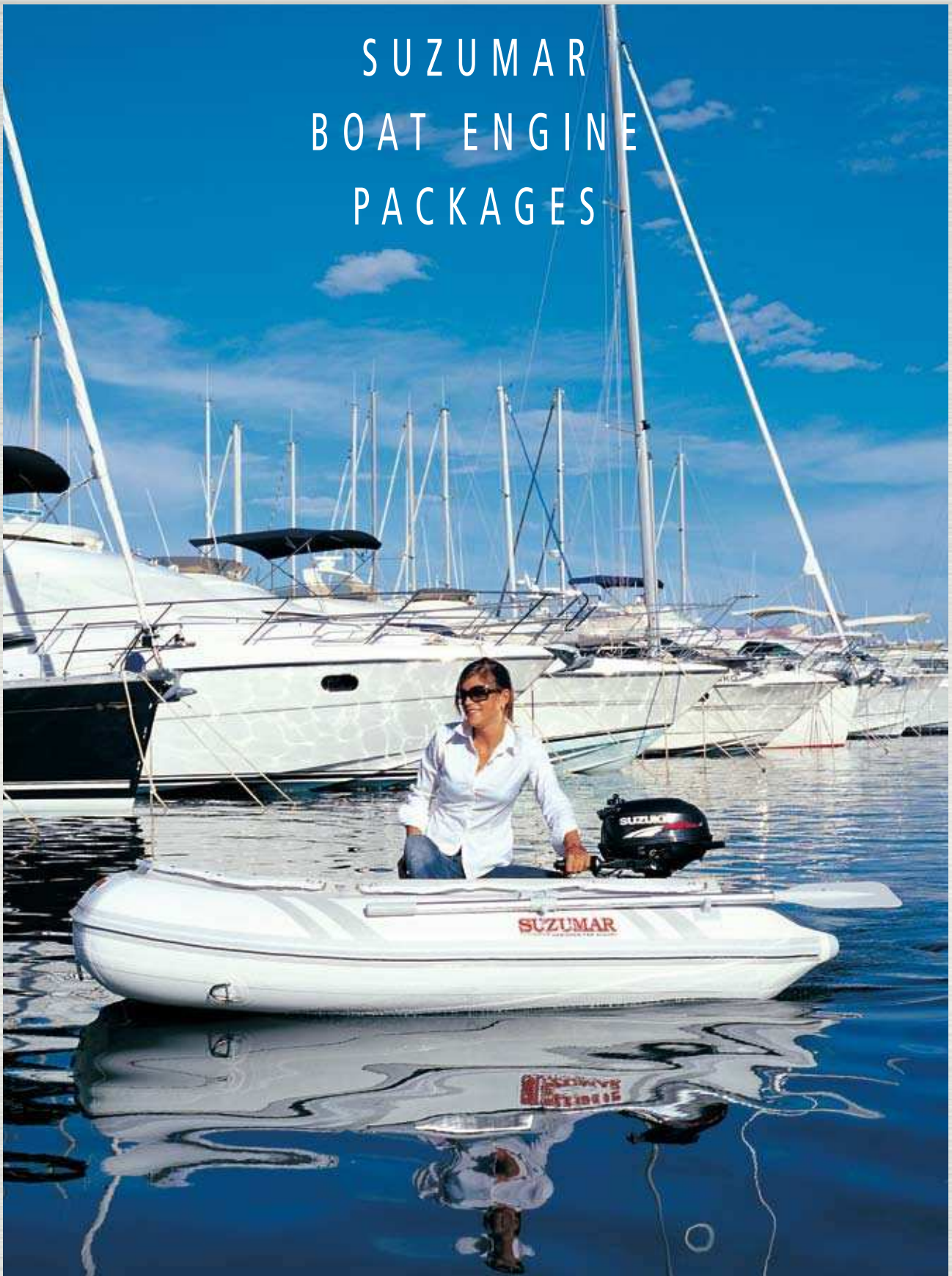


# SUZUMAR BOAT ENGINE PACKAGES





# 230/265

## Suzumar 230IB and 265IB Inflatable air cushion floor

**Suzuki-powered Suzumar packages are ideal for use as tenders to larger boats or simply to get out on the water. The ten boats range from 2.3 – 3.9m and come with four different floor types making it easy to find a boat suited to your needs.**

The range has been designed to Suzuki specifications to meet the requirements of European boating enthusiasts for quality, well-built craft.

Suzumar boats are very stable and easy to handle and have won a number of magazine awards, including 'Yachting Monthly Best Buy' and 'MBM Recommended'. Coupled with Suzuki's industry-leading range of small, portable 4-stroke motors, Suzuki/Suzumar packages are an affordable solution to your inflatable boat requirements.

Each craft is built from heavy-duty reinforced three layer PVC fabric. The boats have three separate air chambers and an inflatable keel for safety and performance. The hulls of the RIBs are constructed from glass-reinforced resin offering durability and stability.

Every model comes with stainless steel fittings, thwart seat, oars, repair kit, foot pump and carrying bag. There are four choices of floor type and a range of optional accessories.

**Inflatable air cushion floor** pg 2-3

**Aluminium floor** pg 4-5

**V-hulled inflatable semi-rigid floor (VIB)** pg 6-7

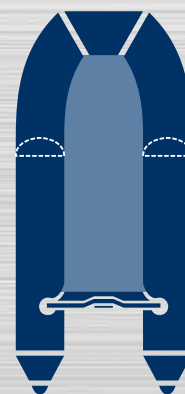
**Rigid GRP floor (RIB)** pg 8-9

**Suzumar specifications** pg 10

**Accessories** pg 11



*Always wear a lifejacket when boating*



## SUZUMAR 230IB AND 265IB

The Suzumar 230 and 265 have robust tubes and rubbing strakes with an inflatable keel that makes the boat easy to steer and gives enhanced stability. They are easily rolled into a carrying bag for ease of transport and storage.

Features include stainless steel D rings and transom eyebolts for lifting and towing; wooden transom with high durability faceplate; all round rope grab handles and wooden thwart seat. A pair of oars, foot pump, painter and repair kit are standard.



Durable transom



Inflatable cushion floor



Easy to use pressure gauge

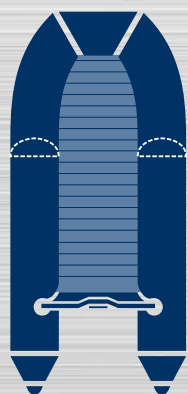


# 290/320 360/390

**Suzumar 290AFL,  
320AFL, 360AFL  
and 390AFL**  
**Aluminium floor**



*Always wear a lifejacket when boating*



## **SUZUMAR 290AFL, 320AFL, 360AFL AND 390AFL**

Available from 2.9 – 3.9m, Suzumar aluminium floor models are small and compact enough to be useful tenders whilst providing a true sports ride. The inflatable keel offers impressive stability and control and a Suzuki small engine will get the boat quickly onto the plane.

The lightweight floors have aluminium stringers for high durability and low maintenance but also giving the strength needed for more demanding performance and conditions.

Spacious and comfortable, these boats are suitable for long runs and high speed use. As with all Suzumars, these boats have three distinct air chambers for safety.

All the models have a wooden transom with high durability face plate; stainless steel D rings and transom eyebolts for lifting and towing; all-round rope grab handles and wooden thwart seat. A pair of oars, foot pump, painter and repair kit are standard.



**Simple deck assembly**



**Spacious and roomy**



**Ideal for longer trips**



# 310/350

## Suzumar 310VIB and 350VIB V-hulled inflatable semi-rigid floor (VIB)



*Always wear a lifejacket when boating*



Easy access floor inflation points



Convenient fuel tank securing strap



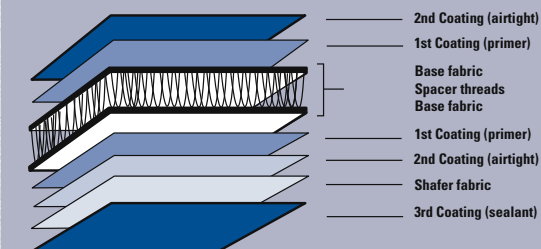
### SUZUMAR 310VIB AND 350VIB

These stylish, new-generation craft combine the advantages of an inflatable's ease of transport, storage and quick, easy assembly with the performance of a rigid inflatable (RIB). When the integral floor and V-hull is inflated, it provides the rigidity and strength normally associated with conventional glass-reinforced resin.

Built to provide family fun and sports action, these boat/engine packages combine 3.1m and 3.5m boats with advanced, high performance Suzuki 4-stroke outboards. The V-hull gives outstanding stability at all speeds and in more difficult conditions. The floor

incorporates extended inflatable trim tabs behind the transom which contribute to quick planing, excellent directional stability and provide additional buoyancy at the transom, allowing larger motors to be fitted if required.

Both models have a wooden transom with high durability face plate; stainless steel D rings and transom eyebolts for lifting and towing; all round rope grab handles and wooden thwart seat. A pair of oars, foot pump, painter and repair kit are standard. VIBs also include an integral fuel tank stop to secure your fuel tank.



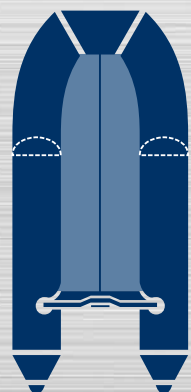
Double wall fabric construction



## Suzumar 270RIB and 310 RIB Rigid inflatable floor (RIB)



*Always wear a lifejacket when boating*



### SUZUMAR 270RIB AND 310RIB

Suzumar RIBs provide a stable ride with great performance. The double moulded glass-reinforced resin (GRP) hull is lighter than a traditional double moulded hull and, since it is formed as one piece, offers enhanced handling.

These planing hulls are ideal as small family fun boats or as tenders for larger yachts and can easily be stored on davits.

All the models have a GRP transom with high durability face plate; stainless steel D rings and transom eyebolts for lifting and towing; all round rope grab handles and plastic thwart seat. A pair of oars, foot pump, painter and repair kit are standard.



Stable platform for easy transfers



Robust rigid hull with towing eye



Formed thwart seat and heavy duty transom plate



SUZUMAR SPECIFICATIONS

	230IB	265IB	290AFL	320AFL	360AFL	390AFL	270RIB	310RIB	310VIB	350VIB
Overall length (cm)	228	270.5	289.5	318	356	379	268	309	310	356
Inside length (cm)	135	171	182.5	208	238	254.5	188	220	213	238
Overall width (cm)	133.5	153	154	154	173	173	154	152	156	172
Tube diameter (cm)	36.5	42.5	42.5	43	45	45	41.5	42	43.5	45
Transom height (cm)	38	38	38	38	38	38	39.2	39.2	41	41
Transom angle (degrees)	5-8	5-8	5-8	5-8	5-8	5-8			8	8
Dry weight (kg)	25.6	31.6	46.6	51.7	66.9	68.6	47.2	52.3	31.46	31.46
Air chambers	3+2	3+2	3+1	3+1	3+1	3+1	3	3	3+2	3+2
Tube pressure (bar)	0.25	0.25	0.25	0.25	0.25	0.25	0.25	0.25	0.25	0.25
Floor type	Air cushion		Aluminium				GRP Hull		Double Wall Fabric	
Floor pressure (bar)	0.35	0.35	0.35	0.35	0.35	0.35	n/a	n/a	0.8	0.8
Maximum persons	2	3	4	4	5	5	3	3	3	5
Maximum load capacity (kg)	400	550	500	620	700	780	510	600	620	900
Applicable outboards	2.5-5	4-6	4-9.9	4-15	6-15	6-15	4-9.9	4-15	4-9.9	4-15

**Note:** With all inflatables, including Suzumar, it is important to use a pressure gauge when inflating to ensure and maintain the correct pressure and obtain best performance and durability.

Suzumar tubes are constructed of three layer fabric, which is 0.9mm thick. Many European manufacturers use thinner 0.6mm fabric.

Dry weight does not include weight of accessories such as seat, pump, oars, repair kit etc.



SUZUMAR ACCESSORIES

Suzumar inflatables are provided with a comprehensive range of accessories, but further accessories are available from your Suzumar dealer.

- Bow Cover Bag
- Seat Bag
- Manometer for Halkey Valve
- Inflatable Helmsman's Seat
- Boat Cover



## ASSURANCE GUARANTEED

Suzumar inflatable boats, including VIBs, should be equipped with standard shaft outboard motors. Suzumar provides a 2 year guarantee against any defects in the material and production errors. Suzumar is CE certified by Germanischer Lloyds Register.

All Suzumar inflatable boats are fitted with a RCD plate. At all times the craft must be operated within these limits.

All Suzuki Outboard Motors imported by Suzuki GB PLC purchased for UK leisure use carry a 2 year pan-European warranty (commercial – 1 year) and models bought and used in the UK and Ireland are eligible for a further UK 1 year warranty, subject to regular servicing in accordance with the schedule published in the Owners Manual. This warranty does not affect your statutory rights.

**WARNING:** Always read and ensure you understand the Owners Manual. Enjoy safe boating and respect the rights of other water users. Always wear appropriate apparel and a personal floatation device or approved life jacket. Only operate your engine and craft safely, in accordance with the manufacturer's recommendations. Remember that training improves skills whether expert or novice. Never operate a boat under the influence of alcohol or other drugs. Consult your local authorised Suzumar dealer for advice on engine suitability and correct operation. The action pictures herein took place under controlled conditions with professional operators. Never attempt any action which is potentially dangerous or beyond your level of skill.

Suzuki/Suzumar reserves the right to change, without notice, equipment, specifications, colours, materials and other items to comply with local conditions. Any model may be discontinued without notice. Please enquire at your dealer for details of any such changes. Actual boat colours may differ slightly from the colours in this brochure.

DEALER STAMP

SZMR-BROCH06

For more information, please contact your local Suzuki Suzumar dealer. Full details and a dealer listing can be found at [www.suzukimarine.co.uk](http://www.suzukimarine.co.uk)

©Suzuki GB PLC 2005



**SUZUMAR**



Suzuki GB PLC, 46-62 Gatwick Road  
Crawley, West Sussex, RH10 9XF